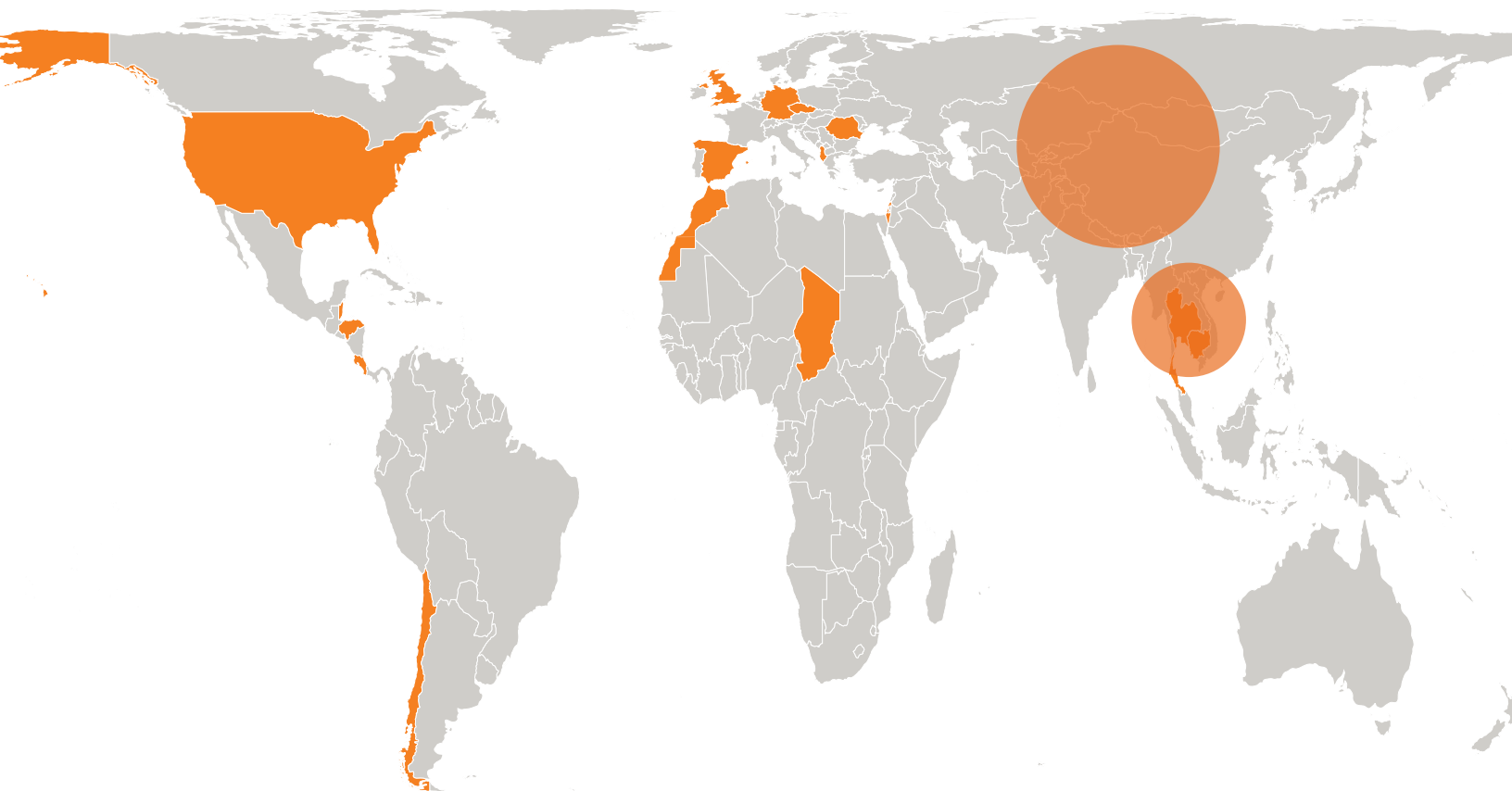


EMM had 184 team members in 25 countries in 2024

5 countries/regions within shaded areas not named for security concerns

70 long-term team members
20 short-term team members
94 Kingdom Team participants

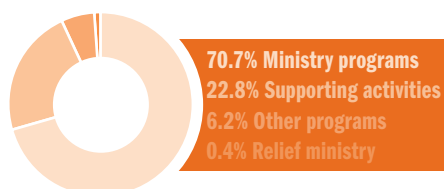
352 Missionary Support Team members
31 Staff members
13 Board members (who served at any point in 2024)



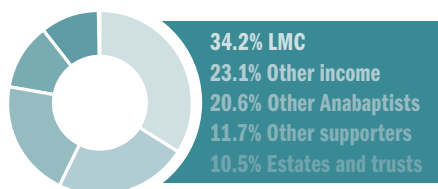
FINANCES 2024

We are grateful for the generous giving from congregations and individuals during 2024. If you would like a copy of the final audited report, please contact us. As we continue into 2025, we invite you to prayerfully consider how you and your congregation can continue to support the Impact Fund. You can support the Impact Fund at [EMM.ORG/GIVE](https://emm.org/give).

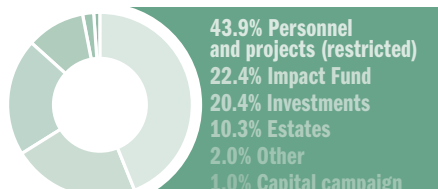
EXPENSES BY FUNCTION: \$6,214,173



INCOME BY SOURCE: \$6,431,978



INCOME BY TYPE: \$6,431,978



OPERATING FUND BALANCE SHEET

Assets

Cash and cash equivalents	\$6,445,906
Short-term investments	\$1,689,163
Receivables	\$6,280,677
Capital campaign pledges	\$13,523
Prepaid expenses	\$79,049
Interest in MASP reserve	\$254,071
Pension assets	\$208,925
Property and equipment, net of accumulated depreciation	\$3,715,009
Total assets	\$18,686,323

Liabilities and net assets

Deferred revenue	\$2,297
Payables	\$341,674
Funds in custody	\$2,610,034
Designated net assets	\$1,264,179
Undesignated net assets	\$14,468,139
Total liabilities and net assets	\$18,686,323

Due to rounding, figures may not equal the totals shown.